



Type

			BAT 200 QR-LP 111 G53 220-240V	CAPACITY 1x50W	CODE 070-1517#
			BAT 200 HIR-CE 111 GX8,5 EVG	CAPACITY 1x35W	CODE 070-1110#
			BAT 400 QR-LP 111 G53 220-240V	CAPACITY 2x50W	CODE 070-1527#
			BAT 400 HIR-CE 111 GX8,5 EVG	CAPACITY 2x35W	CODE 070-1120#
			BAT 1200 QR-LP 111 G53 220-240V	CAPACITY 2x50W	CODE 070-1537#
			BAT 1200 HIR-CE 111 GX8,5 EVG	CAPACITY 2x35W	CODE 070-1130#
			BAT 1200 QR-LP 111 G53 220-240V	CAPACITY 4x50W	CODE 070-1547#
			BAT 1200 HIR-CE 111 GX8,5 EVG	CAPACITY 4x35W	CODE 070-1140#
			BATQ 400 QR-LP 111 G53 220-240V	CAPACITY 4x50W	CODE 070-1557#
			BATQ 400 HIR-CE 111 GX8,5 EVG	CAPACITY 4x35W	CODE 070-1150#

- D** Leuchtenkörper aus Aluminium natur eloxiert oder weiß
Unteransicht in schwarz oder weiß pulverbeschichtet
Strahlerelement aus Aluminium, 355° dreh-, 35° schwenkbar
HIT Leuchten mit Filter zur Reduktion der UV-Belastung
Farbfilter, Linsen, Wabenraster (max. 1 Stk.) als Zubehör
- E** Housing of aluminium, natural anodised or varnished white
Black bottom part or completely powder coated white
Spotlight made of aluminium, 355° rotatable, 35° tiltable
HIT luminaires with filters for reduction of UV emission
Colour filters, lenses and louvers (max. 1) available as accessories
- I** Corpo di alluminio anodizzato naturale o bianco
Parte inferiore verniciata alle polveri in nero o bianco
Faretto di alluminio, girevole 355° e orientabile 35°
Lampade HIT con filtro per ridurre la radiazione UV
Filtri colorati, lenti, reticoli a nido d'ape (solo 1 pz.) come acc.

Colours



070-...6 anodised alu/black
7 white

Accessories



See page 101 for more accessories

Colour and protection filters
Lenses and honeycomb louver

► SCHIFFL VIVEX, BERLIN
Architect: Moritz Müller Architekt + Ulrich Vollborn Design, Hamburg

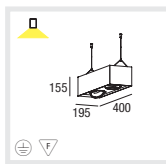


BAT SUSPENDED

340



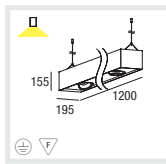
Type



BAT 400 QR-LP 111 G53 220-240V
CAPACITY 2x75W **CODE** 070-2527#



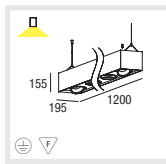
BAT 400 HIT-CE G12 EVG
CAPACITY 2x35W 2x70W **CODE** 070-2120# 070-2220#



BAT 1200 QR-LP 111 G53 220-240V
CAPACITY 2x75W **CODE** 070-2537#



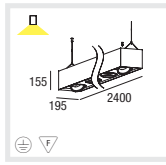
BAT 1200 HIT-CE G12 EVG
CAPACITY 2x35W 2x70W **CODE** 070-2130# 070-2230#



BAT 1200 QR-LP 111 G53 220-240V
CAPACITY 4x75W **CODE** 070-2547#



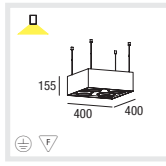
BAT 1200 HIT-CE G12 EVG
CAPACITY 4x35W 4x70W **CODE** 070-2140# 070-2240#



BAT 2400 QR-LP111 G53 220-240V
CAPACITY 4x75W **CODE** 070-2577#



BAT 2400 HIT-CE G12 EVG
CAPACITY 4x35W 4x70W **CODE** 070-2170# 070-2270#



BATQ 400 QR-LP111 G53 220-240V
CAPACITY 4x75W **CODE** 070-2557#



BATQ 400 HIT-CE G12 EVG
CAPACITY 4x35W 4x70W **CODE** 070-2150# 070-2250#

070-... S spot 14°
M medium 24°
E flood 40°
W wide flood 60°

D
Leuchtenkörper aus Aluminium natur eloxiert oder weiß
Unteransicht in schwarz oder weiß pulverbeschichtet
Strahlerelement aus Aluminium, 355° dreh-, 35° schwenkbar
HIT Leuchten mit Filter zur Reduktion der UV-Belastung
Farbfilter, Linsen, Wabenraster (max. 1 Stk.) als Zubehör
Werkzeuglos höhenverstellbare Seilabhangung mit 2000mm

E
Housing of aluminium, natural anodised or varnished white
Black bottom part or completely powder coated white
Spotlight made of aluminium, 355° rotatable, 35° tiltable
HIT luminaires with filters for reduction of UV emission
Colour filters, lenses and louvers (max. 1) available as accessories
Adjustable 2000mm cable suspension, no tools needed for adjustment

I
Corpo di alluminio anodizzato naturale o bianco
Parte inferiore verniciata alle polveri in nero o bianco
Faretto di alluminio, girevole 355° e orientabile 35°
Lampade HIT con filtro per ridurre la radiazione UV
Filtri colorati, lenti, reticoli a nido d'ape (solo 1 pz.) come acc.
Sospensione da 2000mm regolabile in altezza senza l'uso di attrezzi

Colours



070-... 6 anodised alu/black
7 white
8 black

Accessories



See page 101 for more accessories

Colour and protection filters
Lenses and honeycomb louver

